











Insulated terminals - Overview					
		Green 0.25 - 0.75 mm ²	Red 0.5 - 1.5 mm ²	Blue 1.5 - 2.5 mm ²	Yellow 4 - 6 mm ²
	R – Ring	–	X	X	X
	G – Fork	–	X	X	X
	SK – Joint	–	X	X	X
	PSK – Parallel joint	–	X	–	–
	FLS – Flat pin (rolled)	–	X	X	X
	FLSF – Flat pin (fully ins. box type)	–	X	X	–
	FLH – Flat pin (branch)	–	X	X	–
	H – Male contact for flat pin	–	X	X	–
	HA – Male contact	–	X	X	–
	HO – Female contact	–	X	X	–